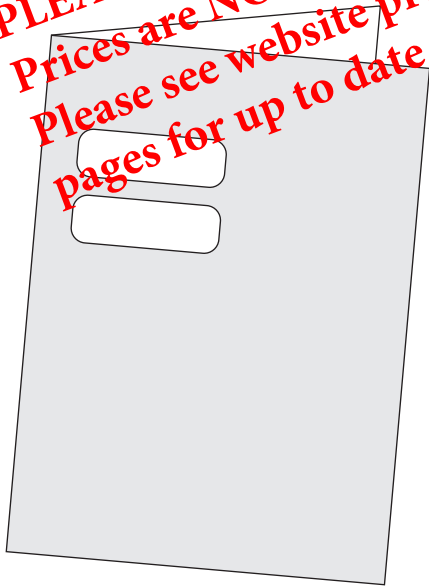



Custom Designed Presentation Products for Tax Professionals


PLEASE NOTE:
Prices are NOT current.
Please see website product
pages for up to date pricing.




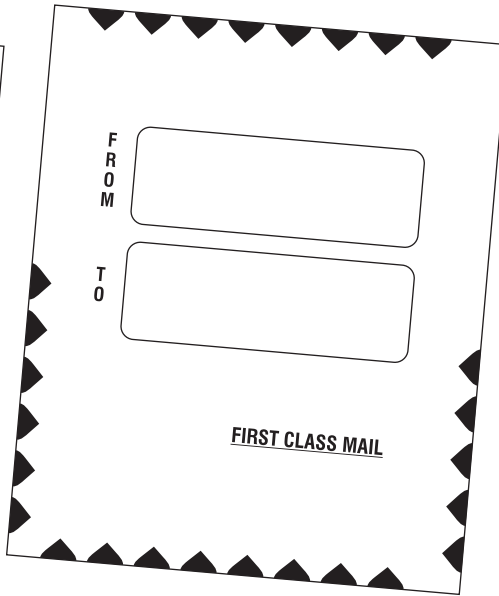

*Folder & Envelope for
Lacerte Software*



*Folder & Envelope for
Ultra Tax Software*



*Folder & Envelope for
CCH Pro System Software*



Gw

GOLDEN WAY BUSINESS FORMS

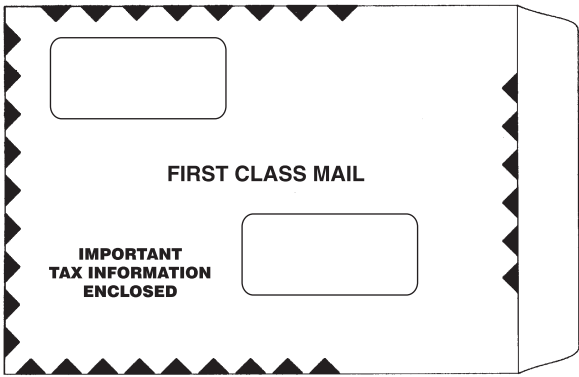
1519 W. ALTON AVE. • SANTA ANA, CA 92704 • (714) 427-0595 • (800) 483-0600 • FAX: (714) 427-0591 • www.goldenwaybf.com • E-mail: info@goldenwaybf.com

Pricing is NOT current. Please visit website Product pages for up to date pricing.

LANDSCAPE ORGANIZER/RETURN ENVELOPES

Double Window 11-5/8 x 9-1/2 or 12-1/2 x 10



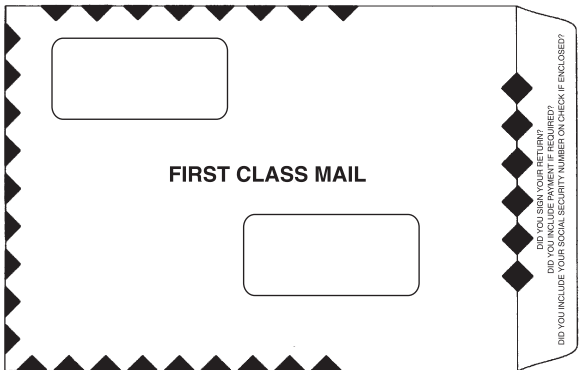
28# White wove with green borders identifying First Class Mail. To be used for mailing organizers or 1040 Client Copy Tax Return. A custom slip sheet is generated from your Lacerte Software that prints a from address in the upper left window and a to address in the lower right window.



LANDSCAPE TAX RETURN FILING ENVELOPES

Double Window 11-5/8 x 9-1/2 or 9 x 6

28# White wove with green borders identifying First Class Mail. To be used for mailing your client's Tax Return to various Internal Revenue and State Service Centers. A slip sheet is generated from Lacerte Software that prints your clients name and address in the upper left window and services center in the bottom right window.



**9 x 6
For smaller
returns.**

Filing instructions
printed on the
back flap.

1040 ES and 1040 V Envelopes 8-7/8 x 3-7/8 Landscape Format

Lacerte software program automatically prints the Internal Revenue Service Center address. Eliminates labels, address stamp and preprinted envelopes with different filing center addresses. Filing instructions printed on the back flap.

LANDSCAPE DOUBLE WINDOW ENVELOPES

DESCRIPTION	SIZE	FORM #	100	250	500	1000	1500	2000
Organizer/Return Mailing Envelopes	11-5/8 x 9-1/2	L911-OR	28.00	60.00	100.00	192.00/M	187.00/M	183.00/M
Organizer/Return Mailing Envelopes	12-1/2 x 10	L1012-OR	30.00	70.00	120.00	220.00/M	213.00/M	208.00/M
Tax Return Filing Envelopes	11-5/8 x 9-1/2	L911-TR	28.00	60.00	100.00	193.00/M	188.00/M	183.00/M
Tax Return Filing Envelopes	9 x 6	L69-TR	18.00	40.00	65.00	112.00/M	108.00/M	104.00/M
1040 ES & 1040 V Single Window Envelopes	8-7/8 x 3-7/8	L1040-ES	12.00	23.00	40.00	63.00/M	57.00/M	52.00/M

ORDER EARLY – AVOID DELAYS

/M = PRICED PER THOUSAND

Mail, Fax or E-mail Your Order: Golden Way Business Forms (714) 427-0595 • (800) 483-0600 • FAX (714) 427-0591 • info@goldenwaybf.com

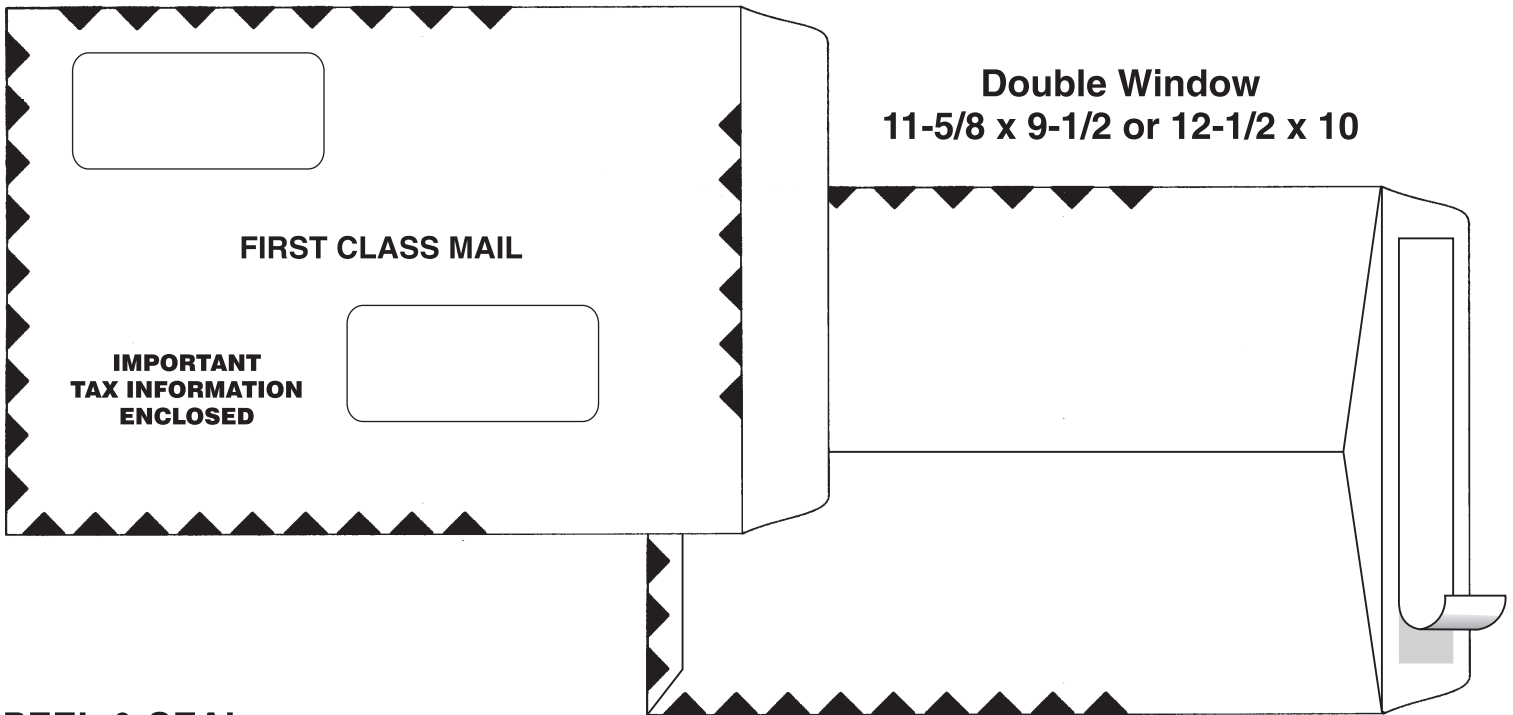
ALL ORDERS ARE SHIPPED BY U.P.S. • ORDERS SUBJECT TO SHIPPING CHARGES AND SALES TAX

Peel & Seal

LANDSCAPE ORGANIZER/RETURN ENVELOPES

PEEL & SEAL ENVELOPES – The envelopes that provide a quick and secure seal every time. These envelopes have a longer shelf life than comparable quick-seal envelopes. The adhesive remains free of dust or moisture.

- Features.....**
- A quick, instant and secure seal every time.
 - No water or sponges needed
 - Seal flap never needs tape or reinforcing
 - Adhesive remains free from dirt, dust and moisture
 - Extended shelf life



PEEL & SEAL LANDSCAPE DOUBLE WINDOW ENVELOPES

DESCRIPTION	SIZE	FORM #	100	250	500	1000	1500	2000
Peel & Seal Organizer/Return Mailing Envelopes	11-5/8 x 9-1/2	L911-ORPS	33.00	76.00	138.00	238.00/M	232.00/M	227.00/M
Peel & Seal Organizer/Return Mailing Envelopes	12-1/2 x 10	L1012-ORPS	38.00	87.50	160.00	265.00/M	259.00/M	254.00/M

ORDER EARLY – AVOID DELAYS

/M = PRICED PER THOUSAND

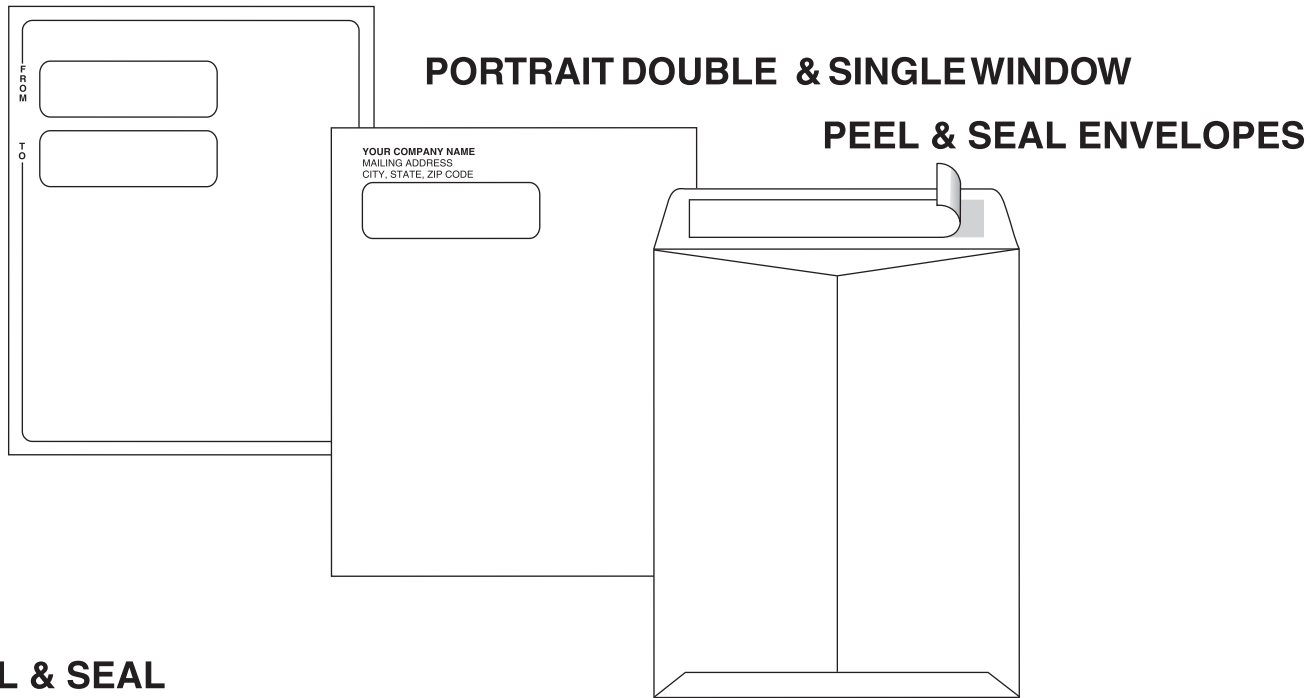
— SEE OTHER SIDE FOR PORTRAIT ENVELOPES —

Mail, Fax or E-mail Your Order: Golden Way Business Forms (714) 427-0595 • (800) 483-0600 • FAX (714) 427-0591 • info@goldenwaybf.com
ALL ORDERS ARE SHIPPED BY U.P.S. • ORDERS SUBJECT TO SHIPPING CHARGES AND SALES TAX

Pricing is NOT current. Please visit website Product pages for up to date pricing.

Peel & Seal

PORTRAIT ORGANIZER/RETURN ENVELOPES



PEEL & SEAL PORTRAIT ENVELOPES

DESCRIPTION	SIZE	FORM #	100	250	500	1000	1500	2000	2500	
Peel & Seal Double Window	White	9-1/2 x 11-5/8	P911-DWPS	32.00	73.00	135.00	238.00/M	232.00/M	227.00/M	216.00/M
Peel & Seal Double Window	Gray	9-1/2 x 11-5/8	P911-DGPS	33.00	75.00	135.00	243.00/M	238.00/M	232.00/M	221.00/M
Peel & Seal Double Window	White	10-1/4 x 12-1/2	P1012-DWPS	38.00	85.00	150.00	260.00/M	248.00/M	243.00/M	238.00/M

/M = PRICED PER THOUSAND

ORDER EARLY – AVOID DELAYS

DESCRIPTION	SIZE	FORM #	100	250	500	1000	1500	2000	2500	
Peel & Seal Single Window	White	9-1/2 x 11-5/8	Printed Price	P911-SWPS	115.00	181.00	302.00/M	280.00/M	270.00/M	259.00/M
	Gray	9-1/2 x 11-5/8	Printed Price	P911-SGPS	121.00	193.00	319.00/M	297.00/M	286.00/M	275.00/M
Peel & Seal Single Window	White	9-1/2 x 11-5/8	No Printing	P911-SWPS	32.00	72.00	130.00	238.00/M	227.00/M	222.00/M
	Gray	9-1/2 x 11-5/8	No Printing	P911-SGPS	37.00	75.00	136.00	259.00/M	248.00/M	243.00/M
Peel & Seal Single Window	White	10-1/4 x 12-1/2	Printed Price	P1012-SWPS	126.00	198.00	319.00/M	297.00/M	286.00/M	275.00/M
Peel & Seal Single Window	White	10-1/4x 12-1/2	No Printing	P1012-SWPS	35.00	80.00	132.50	254.00/M	243.00/M	238.00/M


/M = PRICED PER THOUSAND

ORDER EARLY

— SEE OTHER SIDE FOR LANDSCAPE ENVELOPES —

Mail, Fax or E-mail Your Order: Golden Way Business Forms (714) 427-0595 • (800) 483-0600 • FAX (714) 427-0591 • info@goldenwaybf.com

ALL ORDERS ARE SHIPPED BY U.P.S. • ORDERS SUBJECT TO SHIPPING CHARGES AND SALES TAX



PORTRAIT ORGANIZER/RETURN ENVELOPES

Save Time, Reduce Errors and Eliminate Labels

Portrait double or single window envelopes are designed to line up with the custom cover sheet generated from your Lacerte software tax programs when mailing your client organizers and tax returns. These custom designed envelopes are available in two sizes to handle more pages of information – 9-1/2 x 11-5/8 or 10 x 12-1/2. It is also available in two colors: 28 # White Wove or 28 # Gray Kraft.

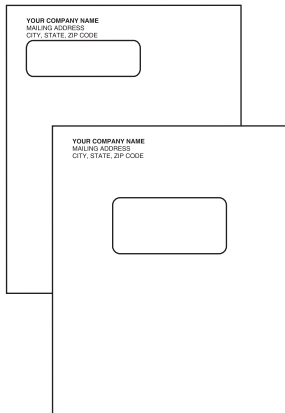
PORTRAIT DOUBLE WINDOW ENVELOPE

After you have generated your custom cover sheet, simply place it into this double window envelope and it will show a “from” address in the top window and a “to” address in the bottom window.

DESCRIPTION	SIZE	FORM #	100	250	500	1000	1500	2000	2500
Double Window White	9-1/2 x 11-5/8	P911-DW	27.00	60.00	102.50	195.00/M	184.00/M	178.00/M	173.00/M
Double Window Gray	9-1/2 x 11-5/8	P911-DG	29.00	57.50	110.00	200.00/M	189.00/M	184.00/M	178.00/M
Double Window White	10 x 12-1/2	P1012-DW	32.00	75.00	121.00	205.00/M	200.00/M	194.00/M	189.00/M
Double Window Gray	10 x 12-1/2	P1012-DG	34.00	72.50	125.00	210.00/M	205.00/M	200.00/M	195.00/M

/M = PRICED PER THOUSAND

ORDER EARLY – AVOID DELAYS



PORTRAIT SINGLE WINDOW ENVELOPES – 2 styles to choose from

Let us print your name and address above either one of these single window envelopes for a more professional look. Your clients name will appear in this window when selecting the proper cover sheet setup from your Lacerte software tax programs.

Black ink is standard. Colored ink such as blue, red, brown, green, and burgandy add 25.00. Fill out order form, type name and address (must be legible) or send sample of your present envelope or letterhead and we will reproduce it (black & white sample preferred).

NO CHARGE TO REPRODUCE YOUR LOGO IF A CLEAN BLACK AND WHITE SAMPLE IS SUBMITTED, SEE PAGE 11 FOR TYPESTYLES.

DESCRIPTION	SIZE	FORM #	100	250	500	1000	1500	2000	2500
Single Window White	9-1/2 x 11-5/8	Printed Price P911-SW		101.00	150.00	253.00/M	231.00/M	220.00/M	209.00/M
Lrg Sgl Ctr Win White	9-1/2 x 11-5/8	Printed Price P911-LSW		108.00	157.00	254.00/M	243.00/M	232.00/M	227.00/M
Single Window Gray	9-1/2 x 11-5/8	Printed Price P911-SG		110.00	160.00	264.00/M	248.00/M	236.00/M	220.00/M
Single Window White	9-1/2 x 11-5/8	No Printing P911-SW	27.00	61.25	105.00	195.00/M	184.00/M	178.00/M	173.00/M
Lrg Sgl Ctr Win White	9-1/2 x 11-5/8	No Printing P911-LSW	33.00	67.00	114.00	205.00/M	200.00/M	195.00/M	190.00/M
Single Window Gray	9-1/2 x 11-5/8	No Printing P911-SG	33.00	70.00	115.00	205.00/M	194.00/M	189.00/M	184.00/M
Single Window White	10 x 12-1/2	Printed Price P1012-SW		116.00	170.00	278.00/M	256.00/M	245.00/M	234.00/M
Lrg Sgl Ctr Win White	10 x 12-1/2	Printed Price P1012-LSW		119.00	173.00	286.00/M	270.00/M	248.00/M	243.00/M
Single Window Gray	10 x 12-1/2	Printed Price P1012-SG		121.00	176.00	291.00/M	280.00/M	258.00/M	247.00/M
Single Window White	10 x 12-1/2	No Printing P1012-SW	30.00	65.00	105.00	200.00/M	190.00/M	185.00/M	178.00/M
Lrg Sgl Ctr Win White	10 x 12-1/2	No Printing P1012-LSW	34.00	68.75	115.00	205.00/M	200.00/M	195.00/M	190.00/M
Single Window Gray	10 x 12-1/2	No Printing P1012-SG	33.00	72.50	125.00	215.00/M	211.00/M	205.00/M	200.00/M

/M = PRICED PER THOUSAND

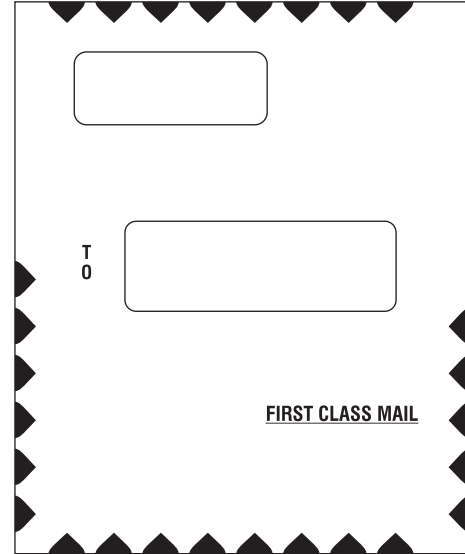

ORDER EARLY

Mail, Fax or E-mail Your Order: Golden Way Business Forms (714) 427-0595 • (800) 483-0600 • FAX (714) 427-0591 • info@goldenwaybf.com
ALL ORDERS ARE SHIPPED BY U.P.S. • ORDERS SUBJECT TO SHIPPING CHARGES AND SALES TAX

Pricing is NOT current. Please visit website Product pages for up to date pricing.

PORTRAIT ORGANIZER/RETURN ENVELOPES for ULTRA TAX and CCH PRO SYSTEMS *ix*

Save Time, Reduce Errors and Eliminate Labels



Portrait double window envelopes are designed to line up with the custom cover sheet generated from your software tax programs when mailing your client organizers and tax returns. These custom designed envelopes are available in two sizes 9-1/2 x 11-5/8 or 10-1/4 x 12-1/2 to handle more pages of information – 28# white wove stock using green borders that are recognized by the U.S. Postal Service as a standard for first class mail.

ULTRA TAX ENVELOPES

DESCRIPTION	SIZE	FORM #	100	250	500	1000	1500	2000
Double Window White	9-1/2 x 11-5/8	P911-UT	28.00	62.00	105.00	198.00/M	192.00/M	187.00/M
Double Window White	10-1/4 x 12-1/2	P1012-UT	32.00	74.50	135.00	238.00/M	232.00/M	227.00/M
PEEL & SEAL								
Double Window White	9-1/2 x 11-5/8	P911-UTPS	35.00	80.00	145.00	254.00/M	248.00/M	243.00/M
Double Window White	10-1/4 x 12-1/2	P1012-UTPS	37.00	85.00	150.00	292.00/M	286.00/M	281.00/M

/M = PRICED PER THOUSAND

PRO SYSTEMS ENVELOPES

DESCRIPTION	SIZE	FORM #	100	250	500	1000	1500	2000
Double Window White	9-1/2 x 11-5/8	P911 C-PRO	32.00	70.00	115.00	203.00/M	198.00/M	192.00/M
Double Window White	10-1/4 x 12-1/2	P1012 C-PRO	37.00	82.50	150.00	265.00/M	259.00/M	254.00/M
PEEL & SEAL								
Double Window White	9-1/2 x 11-5/8	P911 C-PROPS	35.00	80.00	145.00	254.00/M	248.00/M	243.00/M
Double Window White	10-1/4 x 12-1/2	P1012 C-PROPS	38.00	85.00	155.00	292.00/M	286.00/M	281.00/M

/M = PRICED PER THOUSAND

WE ALSO HAVE FOLDERS TO FIT THESE ENVELOPES


Mail, Fax or E-mail Your Order: Golden Way Business Forms (714) 427-0595 • (800) 483-0600 • FAX (714) 427-0591 • info@goldenwaybf.com

ALL ORDERS ARE SHIPPED BY U.P.S. • ORDERS SUBJECT TO SHIPPING CHARGES AND SALES TAX

DELUXE PRESENTATION FOLDERS WITH POCKETS

This beautiful 9 x 11-1/4 linen folder is designed to fit Lacerte Software. The Client Letter or Custom Cover Sheet must be used and placed on top of the Organizer or Tax Return information. On the inside of the folder there are two 4" pockets that will hold 20 to 30 pages of your tax information. One pocket will also have 2 slits to hold your business card.


We are offering a choice of 6 colors – 100# Ultimate Black, Blue Blazer, Bordeaux, Charcoal Gray, Greenbrier or Ivory Linen, and a choice of 2 formats – Small Single or Double Window or the NEW Large Centered Window.



Small single window format shows your client's name and address only.

We also have single window portrait envelopes to fit this presentation folder.


SMALL WINDOW FORMAT



Small double window format shows your name and address in the first window and your client's name and address in the second window..

We also have double window portrait envelopes to fit this presentation folder.

SMALL WINDOW FORMAT




LARGE WINDOW FORMAT
NON STOCK ITEM

Deluxe Large Window Linen Pocket Folders

Double window cover sheet created in the tax programs prints individual return prepared for in the top window and your name appears in the bottom window. On the inside of the folder there are two 3" pockets that will hold 20 to 30 pages of your tax information. One pocket will also have 2 slits to hold your business card.

We also have large single window envelopes to fit these presentation folders. (see page 4)



LARGE WINDOW FORMAT

PRICE LIST	100	200	300	400	500	750	1000	1500	2000
Pocket Folders	108.00	192.00	275.00	341.00	405.00	567.00	691.00/M	648.00/M	616.00/M

Our standard size is 9 x 11-1/4. Larger sizes are available up to 9-1/2 x 12 to hold more than 60 pages. A larger envelope is also available to fit this larger folder.

/M = PRICED PER THOUSAND

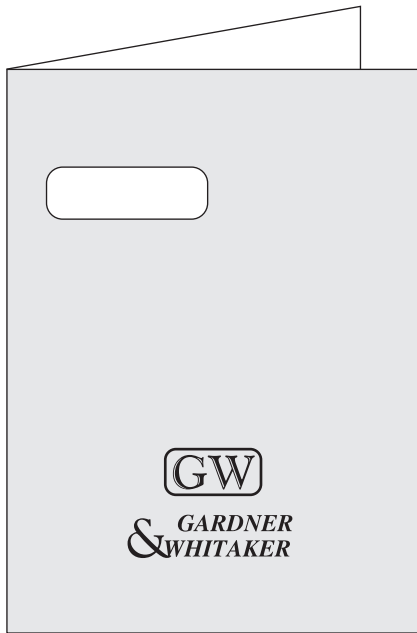
**Modifying any item and non stock items are available at an upcharge.*

Mail, Fax or E-mail Your Order: Golden Way Business Forms (714) 427-0595 • (800) 483-0600 • FAX (714) 427-0591 • info@goldenwaybf.com
ALL ORDERS ARE SHIPPED BY U.P.S. • ORDERS SUBJECT TO SHIPPING CHARGES AND SALES TAX


Pricing is NOT current. Please visit website Product pages for up to date pricing.

DELUXE PRESENTATION FOLDERS WITH POCKETS

*Custom Printed Linen Folder
Small or Large Window*



SMALL WINDOW FORMAT



LARGE WINDOW FORMAT

Personalize Your Folder by Printing, Foil Stamping or Embossing

Let us custom print your name and address. See last page for typestyles. Send us your camera ready logo and we will reproduce it. This will only enhance your professional looking tax return folder.

No charge to reproduce your logo if a clean black and white sample is submitted.

Our standard size is 9 x 11-1/4. Larger sizes are available up to 9-1/2 x 12 to hold more than 60 pages. A larger envelope is also available to fit this larger folder.

PRICE LIST	100	250	500	750	1000	1500	2000	3000
Custom Printed Pocket Folders	362.00	497.00	653.00	799.00	967.00/M	837.00/M	767.00/M	718.00/M

/M = PRICED PER THOUSAND

*Our standard size is 9 x 11-1/4. Larger sizes are available up to 9-1/2 x 12 to hold more than 60 pages.
A larger envelope is also available to fit this larger folder.*

Mail, Fax or E-mail Your Order: Golden Way Business Forms (714) 427-0595 • (800) 483-0600 • FAX (714) 427-0591 • info@goldenwaybf.com

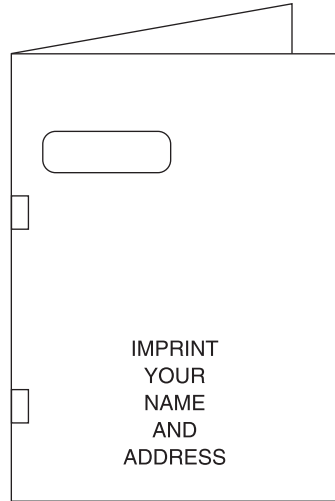
ALL ORDERS ARE SHIPPED BY U.P.S. • ORDERS SUBJECT TO SHIPPING CHARGES AND SALES TAX

CUSTOM PRINTED REPORT COVERS

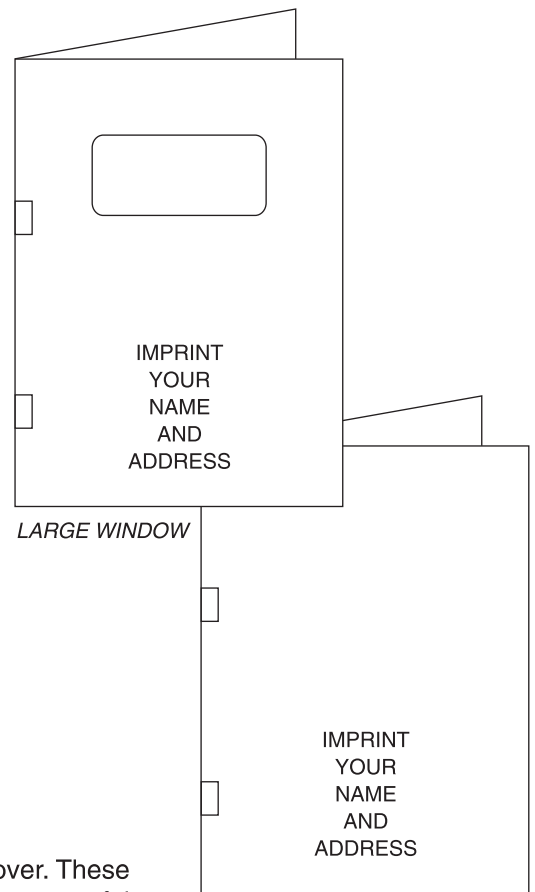
We are offering three choices of report covers, with a small window, large center window or no window. If you choose either window report cover it is designed to fit the client letter organizer or custom cover sheet created in the Lacerte software tax programs.

Report Cover is 8-3/4 x 11-1/4:

110 # White Cover stock printed with your logo, name and address in any choice of ink color(s) designed to fit 8-1/2 x 11 pages of tax return information. 2 staple flaps allow you to fasten returns securely.



SMALL WINDOW




LARGE WINDOW

NO WINDOW


COVER DESIGN TECHNIQUES

There are four basic cover design techniques that can be applied to your Custom Cover. These techniques are illustrated below. Some designs and lettering lend themselves to a successful combination of techniques. If you have any questions concerning cover techniques or layout, please contact us.



THE OPEN COVER:

The cover background is white and the design is in the color(s) selected.




THE REVERSE COVER:

Photographically reversing the image so that the design is in white and the background in the color(s) selected. It is not necessary to furnish "reversed" artwork; this is done by our production staff at no additional charge.



THE SCREENED COVER:

Using a mechanical screening process, the background of the cover is produced in a lighter shade of the color in which the main design is printed. This gives the effect of an additional color without the cost of an additional ink color. No additional charge is made for use of this technique.



THE PEBBLE BEACH TINT COVER:

Same as the screened cover process with a rich exclusive pebble effect.

*No Charge for Typesetting if you pick Typestyle 1 to 8 (see page 11) – Additional Charge for Special Typesetting Style
No Charge to reproduce your logo if a clean black and white sample is submitted.*

PRICE LIST	250	500	1000	1500	2000	2500	3000
Printed Front Cover Only/1 Color	347.00	378.00	572.00/M	494.00/M	467.00/M	452.00/M	436.00/M

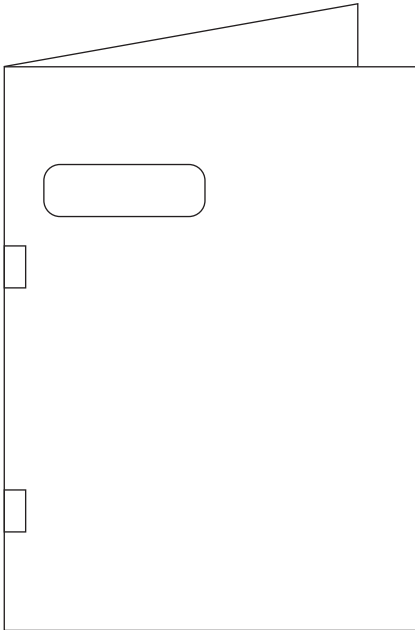
M = PRICED PER THOUSAND

– WHEN ORDERING PLEASE SPECIFY WITH A WINDOW OR WITHOUT A WINDOW –

Mail, Fax or E-mail Your Order: Golden Way Business Forms (714) 427-0595 • (800) 483-0600 • FAX (714) 427-0591 • info@goldenwaybf.com
ALL ORDERS ARE SHIPPED BY U.P.S. • ORDERS SUBJECT TO SHIPPING CHARGES AND SALES TAX

REPORT COVERS

Stock (Non-Printed) Items




SMALL WINDOW

WHITE BLANK REPORT COVERS

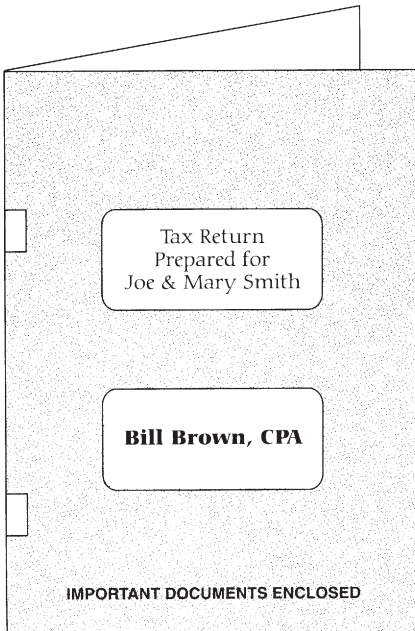
No Printing

Small client window designed to fit the client letter organizer or custom cover sheet created in the Lacerte software programs.

Single window portrait envelopes will also fit this window report cover.



NO WINDOW



DOUBLE WINDOW

LARGE CENTERED DOUBLE WINDOW

Designed to fit the custom cover sheet created in the tax programs.

Pebble Beach Tint Cover: A light screened cover process with a rich exclusive pebble effect. Available in 5 colors: White, Blue Tint, Gray Tint, Green Tint and Burgandy Tint.


We also have large centered single window envelopes to fit these report covers.
(see page 4)

PRICE LIST	100	200	300	400	500	1000
Stock Items						
No Printing	78.00	140.00	207.00	260.00	325.00	536.00


DELUXE PRESENTATION FOLDERS WITH POCKETS for **ULTRA TAX** and **CCH PRO SYSTEMS fx**

This beautiful 9 x 11-1/4 linen folder is designed to fit Ultra Tax and CCH Pro Systems fx Software. The Client Letter or Custom Cover Sheet must be used and placed on top of the Organizer or Tax Return information. On the inside of the folder there are two 4" pockets that will hold 25 to 40 pages of your tax information. One pocket will also have 2 slits to hold your business card.

We are offering a choice of 5 standard colors – 88# Blue Blazer, Bordeaux, Charcoal Gray, Greenbrier or Ivory Linen – other colors are available. For larger returns 9-1/2 x 12 x 3/8 spine will hold 75 pages.



ULTRA TAX



CCH PRO SYSTEM

PRICE LIST	100	200	250	300	400	500	1000	1500	2000
Pocket Folders	108.00	192.00	238.00	275.00	341.00	405.00	691.00/M	648.00/M	616.00/M

We also have envelopes to fit these folders.

/M = PRICED PER THOUSAND

Mail, Fax or E-mail Your Order: Golden Way Business Forms (714) 427-0595 • (800) 483-0600 • FAX (714) 427-0591 • info@goldenwaybf.com
ALL ORDERS ARE SHIPPED BY U.P.S. • ORDERS SUBJECT TO SHIPPING CHARGES AND SALES TAX

TYPESTYLES FOR PRINTED ORDERS

#1 - AVANT GARDE

ABCDEFGHIJKLMN**OP**QRSTUVWXYZ
abcdefghijklmnopqrstu**vw**xyz
1234567890#&

#3 - EUROSTILE

ABCDEFGHIJKLMN**OP**QRSTUVWXYZ
abcdefghijklmnopqrstu**vw**xyz
1234567890#&

#5 - Kaufmann

ABCDEFQHIJKLMNOP2RS7UVWXYZ
abcdefghijklmnopqrstu**vw**xyz
1234567890#&

#7 - SOUVENIR

ABCDEFGHIJKLMN**OP**QRSTUVWXYZ
abcdefghijklmnopqrstu**vw**xyz
1234567890#&

#2 - BENGUIAT

ABCDEFGHIJKLMN**OP**QRSTUVWXYZ
abcdefghijklmnopqrstu**vw**xyz
1234567890#&

#4 - HELVETICA

ABCDEFGHIJKLMN**OP**QRSTUVWXYZ
abcdefghijklmnopqrstu**vw**xyz
1234567890#&

#6 - OPTIMA

ABCDEFGHIJKLMN**OP**QRSTUVWXYZ
abcdefghijklmnopqrstu**vw**xyz
1234567890#&

#8 - TIMES ROMAN

ABCDEFGHIJKLMN**OP**QRSTUVWXYZ
abcdefghijklmnopqrstu**vw**xyz
1234567890#&

*This is just a few samples of the typestyles that we have.
We can also reproduce your company logo if a clean black & white artwork is sent to us.*



GOLDEN WAY BUSINESS FORMS

1519 W. ALTON AVE. • SANTA ANA, CA 92704 • (714) 427-0595 • (800) 483-0600 • FAX: (714) 427-0591 • www.goldenwaybf.com • E-mail: info@goldenwaybf.com

Pricing is NOT current. Please visit website Product pages for up to date pricing.